


WORD ATTACK




Pw!

- Grades 4 through 12
- Over 700 Vocabulary Words
- Five Interactive Learning Activities
- Arcade-Style Vocabulary Building Game

 Davidson.

WORD ATTACK



Davidson & Associates, Inc.
3135 Kashiwa Street
Torrance, CA 90505
(213) 534-2250
(800) 556-6141 Outside California

NOTICE

Davidson & Associates, Inc. reserves the right to make improvements in the product described in this manual at any time and without notice.

WARRANTY

This program will perform substantially in accordance with the published specifications, the documentation, and authorized advertising. Davidson & Associates, Inc., when notified of significant errors within ONE YEAR of purchase, will at its option; 1) correct demonstrable and significant program or documentation errors within a reasonable period of time; or 2) provide the customer with a functionally equivalent disk; or 3) provide or authorize a refund.

If the program disk is damaged within FIVE YEARS of purchase, Davidson & Associates, Inc. will replace the disk with a functionally equivalent disk within a reasonable period of time, upon receipt of the damaged disk by Davidson & Associates, Inc.

Davidson & Associates, Inc. does not warrant that the functions of the software will meet your requirements or that the software will operate error-free or uninterrupted. Davidson & Associates, Inc. has used reasonable efforts to minimize defects or errors in the software. You assume the risk of any and all damage or loss from use, or inability to use the software.

Davidson & Associates, Inc. makes no other warranties, express or implied, with respect to the manual or the software described in this manual. In no event shall Davidson & Associates, Inc. be liable for direct or indirect, incidental or consequential damages resulting from any defect in the software, even if Davidson & Associates, Inc. has been advised of the possibility of such damages. Some states do not allow the exclusion or limitation of implied warranties or liability for incidental damages, so the above limitations or exclusions may not apply to you.

The software and the manual are copyrighted. All rights are reserved. They may not, in whole or part, be copied, photocopied, reproduced, translated or reduced to any electronic medium or machine readable form without prior consent, in writing, from Davidson & Associates, Inc. The user of this product shall be entitled to use the product for his or her own use, but shall not be entitled to sell or transfer reproductions of the software or manual to other parties in any way, nor to rent or lease the product to others without written permission of Davidson & Associates, Inc.

MouseGraphics Toolkit, ProDOS, and System Utilities are copyrighted programs of Apple Computer, Inc. licensed to Davidson & Associates, Inc. to distribute for use only in combination with Word Attack Plus. MouseGraphics Toolkit, ProDOS, and System Utilities shall not be copied onto another disk (except for archival purposes) or into memory unless as part of the execution of Word Attack Plus. When Word Attack Plus has completed execution, MouseGraphics Toolkit, ProDOS, and System Utilities shall not be used by any other program. Apple Computer, Inc. makes no warranties, express or implied, regarding the enclosed computer software package, its merchantability or its fitness for any particular purpose. The exclusion of implied warranties is not permitted by some states. The above exclusion may not apply to you. This warranty provides you with specific legal rights. There may be other rights that you may have which vary from state to state. Graphic Print Routines © copyright 1984, by Mark Simonsen and Rob Renstrom, Beagle Bros Micro Software, Inc.

The terms Apple, IBM, and Tandy are registered trademarks of Apple Computer, Inc., International Business Machines Corp., and Tandy Corporation, respectively.

Copyright © 1988 Davidson & Associates, Inc.
3135 Kashiwa Street, Torrance, CA 90505
Customer Service: (213) 534-2250 (In California)
(800) 556-6141 (Outside California)

041588

TABLE OF CONTENTS

1	INTRODUCTION
3	Building Your Vocabulary
4	STARTING <i>WORD ATTACK PLUS</i>
4	Included in this Package
4	Hardware Requirements
4	Starting the Program
5	Self-booting Instructions
5	Signing In
5	Options
6	Registering Your Five-year Warranty
6	Purchasing a Back-up Copy
7	USING THE DAVIDSON STUDENT DESKTOP INTERFACE
7	The Pull-down Menus
8	The Icons
8	Message and Dialog Boxes
9	USING <i>WORD ATTACK PLUS</i>
9	Selecting a Level
10	Learning with the Five <i>Word Attack Plus</i> Activities
10	Word Display
10	Multiple Choice Quiz
12	Sentence Completion
12	Word Match
13	<i>Word Attack Plus</i> Game
14	Printing a Certificate of Excellence
15	Keeping Records
17	USING THE EDITOR
17	Using Accelerator Keys
18	Entering Your Word List
20	Using Foreign Language Words
21	Using Your New File with the <i>Word Attack Plus</i> Program
21	Printing Out a Test or Flash Cards
23	ABOUT THE AUTHORS
25	APPENDICES
25	A. Menus
27	B. Glossary
45	C. Apple Printer Setup
48	D. IBM Hard Disk Installation
49	E. Converting Apple Data Files From <i>WA</i> to <i>WA+</i>

QUICK START

Start the Program

- | | | | |
|--------------|---|------------|---|
| Apple | <ul style="list-style-type: none">• Insert program disk in drive 1.• Turn on computer. | IBM | <ul style="list-style-type: none">• Boot DOS (2.1 or more). (Tandy 2.11.24 or more)• Insert program disk in drive A.• At the A>, type WAP. |
|--------------|---|------------|---|

Sign In

- Enter your name. Then press <Return> or click OK.
- Use the arrow keys or the mouse to select the correct month. Press <Return> or click OK. Enter the date and year in the same way.

Select a Level

- | | |
|-----------------|--|
| Mouse | <ul style="list-style-type: none">• Pull down the Level menu and select a level of difficulty (1-10). |
| Keyboard | <ul style="list-style-type: none">• Press <Esc> to access the menu bar.• Use the right arrow key to access the Level menu and the down arrow key to select a level (1-10) <Return>. |

Select a Word List


- | | |
|-----------------|--|
| Mouse | <ul style="list-style-type: none">• Pull down the Words menu and select Adjectives, Nouns, or Verbs. |
| Keyboard | <ul style="list-style-type: none">• Press <Esc> to access the menu bar and the down arrow key to select Adjectives, Nouns, or Verbs. |

Select an Activity

- | | |
|-----------------|---|
| Mouse | <ul style="list-style-type: none">• Click one of the five icons on the Main screen. |
| Keyboard | <ul style="list-style-type: none">• Use arrow keys to select an icon; press <Return>.
(To leave an activity, select Stop from Activity menu.) |

INTRODUCTION

Welcome to *Word Attack Plus*!
With the help of the little hatter, you are about to turn your computer into a powerful tool to help you increase your vocabulary.



Word Attack Plus is a five-part vocabulary building program designed to help you learn new words, their meanings, and usages in an interesting and exciting way. *Word Attack Plus* takes full advantage of the unique benefits of computer instruction. Students work at their own pace and receive positive reinforcement as they progress. They also enjoy the action and challenge of the highly motivating arcade-style game. Vocabulary building becomes an interesting activity for students of all ages. Learning is a positive experience; mastering new words is fun!

Word Attack Plus can be used both at home and in the classroom. Teachers use it to help reinforce material they've presented in class and often recommend it to parents as a valuable after-school supplement to classroom work. Because of the extensive material the program covers, many members of the family can use *Word Attack Plus* year after year.

Word Attack Plus has many special features which enhance learning and motivate students:

Extensive Material

Word Attack Plus introduces over 700 vocabulary words representing ten levels of difficulty from fourth grade to adult.

Certificate of Excellence

As students master new words and earn a perfect score, they may print a graphic Certificate of Excellence. This award provides a goal, recognizes their achievement, and reminds them of the fun they had.

Record Keeping

Students, as well as their parents and teachers, can keep track of their progress with the *Word Attack Plus* record keeping system. Students' records can be saved to a separate Record Keeping disk and later viewed on the screen or printed out.

Editor

To customize the program to individual needs, use the Editor to enter your own words for use with all five *Word Attack Plus* activities. Fonts with special characters are included so that you may enter vocabulary words in Spanish, French, or German.

Printed Tests and Flash Cards

A special feature of the Editor allows you to print out any original or custom file in a sentence completion test form. Flash cards can be printed so that students can study the words and their meanings away from the computer.

Additional Data Disks and Supplementary Workbooks

Data disks which provide an additional 500 words each may be purchased separately. They include words at each level from second grade through high school and SAT preparation. Students may continue mastering their new words with Davidson's *Word Attack* workbooks. See the back of the manual for details. Also available are a Teachers' Resource Guide and Lab Packs for classroom use.

A Special Note on Building Your Vocabulary

There are many ways you can build your vocabulary – reading, listening, studying the derivations of words, or memorizing word lists. Whatever methods you choose, it is important that you develop an awareness of words. Notice how words are used, notice similarities and differences, and open a dictionary when you are unsure.

You actually have two vocabularies: a receptive vocabulary which contains words you recognize when you read or listen, and an expressive vocabulary which contains words you use when you speak or write.

Word Attack Plus is designed to assist you in building your receptive vocabulary. It is not meant to be the only tool you will use. In fact, it should not be, because it does not teach the multiple meanings that many words have.

Probably your most difficult task will be to take the words that *Word Attack Plus* contributes to your receptive vocabulary and make them part of your expressive vocabulary. To do this, supplement the *Word Attack Plus* activities with a good deal of reading and careful listening. Also helpful is a vocabulary text, such as the *Wordly Wise* series by Kenneth Hodkinson and Joseph G. Ornato, published by Educators Publishing Services, Inc., Cambridge, Massachusetts.

Word Attack Plus is an effective tool which will help you expand and strengthen your vocabulary. Since words are the means by which you think, understand, and communicate, your skills in all these areas will improve as you improve your vocabulary.

STARTING *WORD ATTACK PLUS*

Included in this Package

Your *Word Attack Plus* package contains

- the *Word Attack Plus* disk
- this manual
- a registration card



Hardware Requirements

Word Attack Plus runs on Apple, IBM, and MS DOS computers:

Apple IIe, IIc, IIGS

- 128K, 1 or 2 drives
- extended 80 column card
- printer, mouse (optional)
- composite monitor for color

IBM (and MS DOS computers)

- 256K, 1 or 2 drives
- color/graphics adapter
- printer, mouse (optional)

Starting the Program

To start *Word Attack Plus*, follow the steps for your computer.

Apple

- Insert program disk, label side up, in drive 1.
- Turn on computer.
- See App. C for Printer Setup directions.

IBM

- Boot DOS (2.1 or higher). Tandy (2.11.24 or higher)
- Put program disk in drive A.
- Run graphics.com (for printing certificate).
- At the A>, type **WAP**.

Note to IBM users: Pull down the File menu and select **Printer Setup** to specify the printer you are using. If the program runs too fast on your computer, increase the delay number in the box to slow down the speed.

Self-booting Instructions

To make the IBM version self-booting (on a two-drive system):

- Boot the DOS disk in drive A (IBM 2.1,Tandy 2.11.24).
- Insert the *Word Attack Plus* program disk in drive B.
- Type **sys b:** <Return>. Follow the screen prompts.
(For one drive, insert the program disk when prompted for the disk for drive B, and DOS when asked for the disk for drive A.)
- At the next **A>**, type **copy command.com b:** <Return>.
- At the next **A>**, type **copy graphics.com b:** <Return>.

See Appendix D if you wish to copy *Word Attack Plus* to a hard disk.

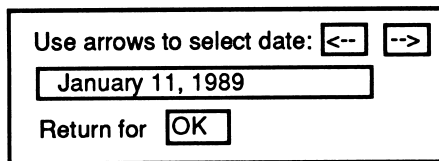
Signing In

On the opening screen, you will see a dialog box.

- Enter your name and press <Return>.

The next dialog box is for the date.

- Use keyboard arrow keys or the mouse to select the month, day and year. When the correct selection shows in the box, press <Return> or click **OK**. If your computer has a clock/calendar, you won't need to enter the date.



A screenshot of a dialog box with a black border. At the top, it says "Use arrows to select date:" followed by two small boxes containing left and right arrow symbols. Below this is a larger rectangular box containing the text "January 11, 1989". At the bottom, it says "Return for" followed by a box containing the text "OK".

Options

You may turn off the sound or eliminate the graphics that are used for positive reinforcement during the activities. Pull down the Activity menu and select Sound or Graphics to change either option. A check signifies that the feature is ON.

Registering Your Five-year Warranty
Davidson & Associates, Inc. provides a five-year warranty on *Word Attack Plus* and will replace, free of charge, any malfunctioning or damaged disk. Complete and return the enclosed registration card. This ensures that you will receive information about the latest updates and new programs.

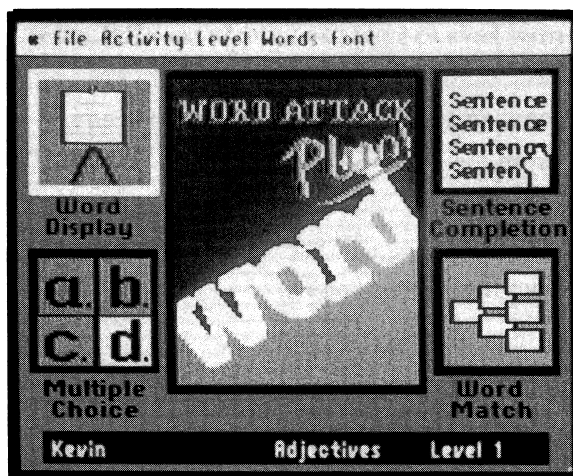


Purchasing a Back-up Copy

The program is copy-protected. You may purchase a back-up copy for \$10.00 when you send in your registration card. Back-ups are available on 3 1/2" or 5 1/4" disks. Be sure to specify the disk size you wish to purchase. Back-ups are not available for lab packs.

USING THE DAVIDSON STUDENT DESKTOP INTERFACE

Word Attack Plus utilizes the new Davidson Student Desktop Interface which allows you to move from one activity to another with ease.



The Pull-down Menus

At the top of the *Word Attack Plus* Main screen is a menu bar. You may access the menu bar with either the mouse or the keyboard.

Mouse

- To pull down a menu, point to an item on the menu bar and hold down the mouse button.
- Drag the pointer to an item, and release the button to select.

Keyboard

- Press <Esc> to access the menu bar.
- Use the right and left arrow keys to pull down a menu.
- Use the down arrow key to highlight an item; press <Return>.

The Icons

The five *Word Attack Plus* activities are represented by colorful icons on the Main screen. You may access an activity by selecting an icon with either the mouse or keyboard.

Mouse

- Double-click one of the five activity icons on the Main screen.

Keyboard

- Use arrow keys to select an icon; press <Return>.

You can also access an activity by highlighting the activity icon and selecting **Start** from the Activity menu.

To leave an activity,

- Press ⌘ S (Apple version) or <Ctrl> S (IBM version) or select **Stop** from the Activity menu.

Message and Dialog Boxes

When *Word Attack Plus* wants you to do something, it will prompt you with a message on the screen. If there is a choice for you to make, or information you need to enter, a dialog box will appear. For example, in the Multiple Choice activity, a dialog box will appear asking you to select one of two different formats: Choose Definition, or Choose Word. You may do this using the keyboard or the mouse.

You will find that the new Davidson Student Desktop Interface allows you maximum freedom to move from one part of the program to another quickly and efficiently. It makes using the computer easier than ever before and allows you to focus your attention completely on learning.

USING WORD ATTACK PLUS

Now that you are familiar with the Davidson Student Desktop Interface which *Word Attack Plus* utilizes, you are ready to focus on mastering the material and reinforcing it in a variety of ways.

Selecting a Level

The levels on the disk are designed for students in the following grades:

Level 1 - Grade 4

Level 2 - Grade 5

Level 3 - Grade 6

Level 4 - Grade 7

Level 5 - Grade 8

Levels 6-10 - High School/SAT Preparation

Each level contains words that students in the corresponding grade are capable of learning and using; these are not necessarily words that students in that grade should already know. Words on Levels 6 through 10 are words that students preparing for the Scholastic Aptitude Test (SAT) should study.

Begin with Level 1 Adjectives and take the Multiple Choice Quiz. If your score is 84% or above, proceed to Level 2 Adjectives and take the Quiz again. Continue testing yourself until your score falls below 84%. Begin working at this level; select a word list and work through each of the activities.

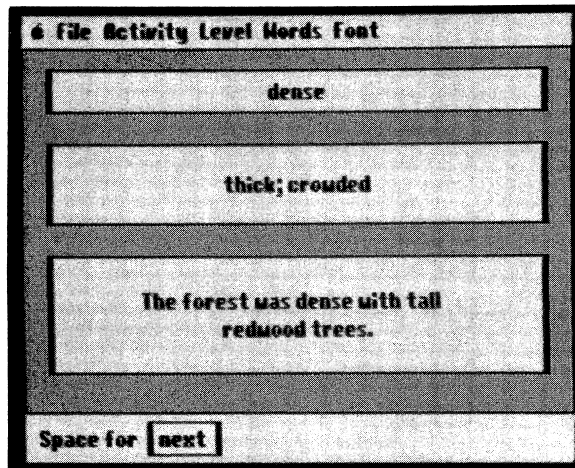

Press <Esc> to access the menu bar; use arrow keys to select level, word list and activity. If you use a mouse, point and click.

Learning with the Five *Word Attack Plus* Activities

Word Attack Plus effectively expands and strengthens your vocabulary through the use of five highly motivating activities.


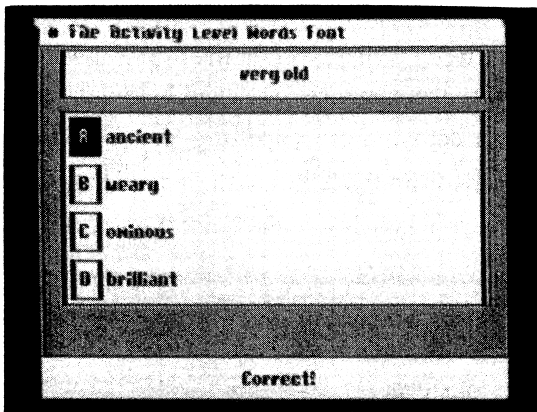
Word Display

This activity introduces the words on the list. Each word, its synonym or a brief meaning, and a sentence illustrating correct usage will be displayed on the screen. Study the word as long as you wish, then press <Space> to move to the next word. After all the words have been displayed, the menu will reappear. Repeat the Word Display activity until you know the words and their meanings well.



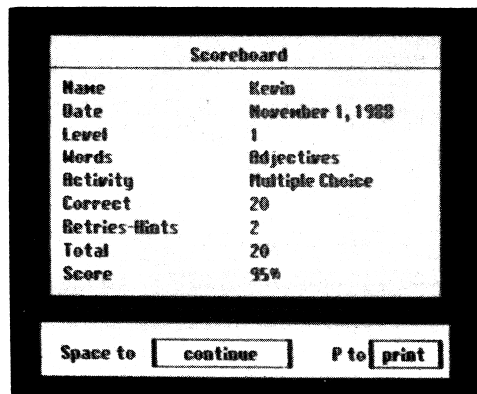
Multiple Choice Quiz

A good way to reinforce what you have learned is to try to recall it. This is the purpose of the Multiple Choice Quiz. You may choose between two formats: one displays the word and asks you to select the correct meaning; the other displays the meaning and asks you to select the correct word. Select an answer from the four choices using the mouse or the keyboard.




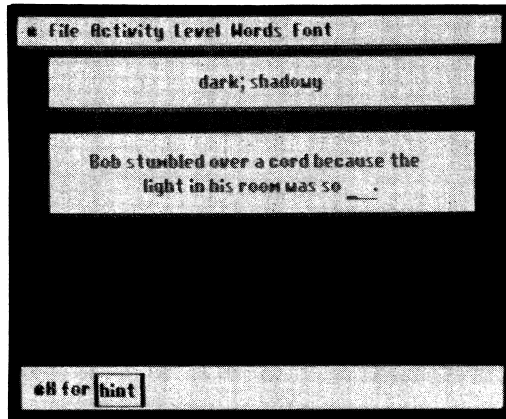
If your answer is correct, another question will appear. If the answer is incorrect, you will have the opportunity to "Try again." If your second response is wrong, the correct answer will be highlighted for you.

At the end of each lesson, a scoreboard will show the percentage of correct answers. Retries (questions answered correctly on the second try) are worth only half as much as questions answered correctly on the first try. The number of correct responses includes retries. After your score is displayed, you will have an opportunity to retake those questions that you missed on the first try. Retake them to get a perfect score.



Sentence Completion


In this activity, the meaning of a word is displayed at the top of the screen. Type the correct word into the sentence displayed below it. If you have trouble recalling the correct word or its spelling, press  H or <Ctrl>H for a hint. Twelve words from the lesson will be listed at the bottom of the screen from which you can choose the correct answer.



This is probably the most difficult of the activities because it requires recall, correct usage, and accurate spelling. If you have trouble with this activity, go on to the word match or the game for some additional practice. Return to the Sentence Completion activity after you are more familiar with the words on the list. Your score will be calculated in the same way as on the Multiple Choice activity. Retake the words you miss until you get a perfect score.

Word Match

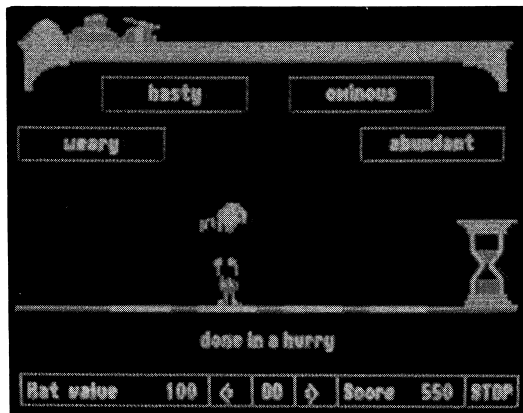
In this activity, the words are displayed on the screen in overlapping boxes. You have access to only one layer of boxes at a time. Use the mouse or the up and down arrows on the keyboard to select a word. Match it to the definition which appears at the bottom of the screen.



Use the left and right arrows on the screen or the keyboard to scroll through the list of definitions. Match a word and definition successfully, to earn points. The word is removed from the screen, uncovering another box in the layer beneath. Earn points with bonus boxes too.

Word Attack Plus Game

The arcade-type game reinforces learning in an entertaining way. Use a joystick or the keyboard arrows to move the hatter directly under the word which matches the definition at the bottom of the screen. Press <Space> to make him fling one of his colorful hats at the correct word.




A timer is displayed at the side of the screen. Earn points only before the time runs out. Point values vary according to the hat the little hatter wears. Earn bonus points by helping the hatter catch various hats that occasionally move across the screen.

The game can be played at three speeds. Begin with the regular speed and proceed to the faster speeds as you develop proficiency. You earn more points by playing at faster speeds.

Printing a Certificate of Excellence

The Multiple Choice and Sentence Completion activities offer students a certificate of excellence when they earn a perfect score of 100%. The printed certificate is a special feature which rewards students and reinforces a positive feeling about their progress. This tangible graphic reward can be given to the student, posted in the classroom, or sent home to parents.



Keeping Records

The Record Keeping feature makes it possible to save a student's scores on a special Records Disk. These cumulative records may be printed out or viewed on the screen to help parents and teachers evaluate progress and diagnose a student's needs for further practice.

Apple

- Format a blank disk using ProDOS.
- Name the disk /WAPRECORDS.

IBM

- Format a disk using DOS 2.1 or higher (Tandy 2.1124).
- If using a hard disk, create a subdirectory for records. See your computer manual.
- Select **Setup** from File menu; indicate pathname for records.

To create a Student Record file:

- Type the name into the sign-in box on the opening screen.
- Access the File menu and select **Record Keeping**.
- Insert the Records disk at the end of each activity so that the score can be recorded.

Record Keeping is activated when a check appears in front of it on the menu. To turn it off, access the File menu and reselect **Record Keeping** to make the check disappear.

To view a student's record on the screen:

- Select **See Record** from the File menu.
- Insert the Records Disk.
- Select the student's name from the dialog box.
- Use the arrow keys to page through the file.

To print a record:

- Select **Print Record** from the File menu.
- Select the student's name from the dialog box.
- Press <Return> to print or <Esc> to cancel.

RECORD # 4	
Name	FAVE
Date	April 28, 1988
Level	6
Words	Verbs
Activity	Multiple Choice
Correct	16
Retries-Hints	1
Total	18
Score	86%

Use arrows to page through records.

Press space to

USING THE EDITOR

You may enter your own lists of words to use with all five *Word Attack Plus* learning activities. Before you begin, format a blank disk on which to save the new data files you create.

Apple

- Format a blank disk using ProDOS.
- Name the disk
/WADATA

IBM

- Format a disk using DOS 2.1 or higher (Tandy 2.11.24).
- If using a hard disk, create a subdirectory.
- Select **WA+Setup** and type pathname for data (i.e., A:\).

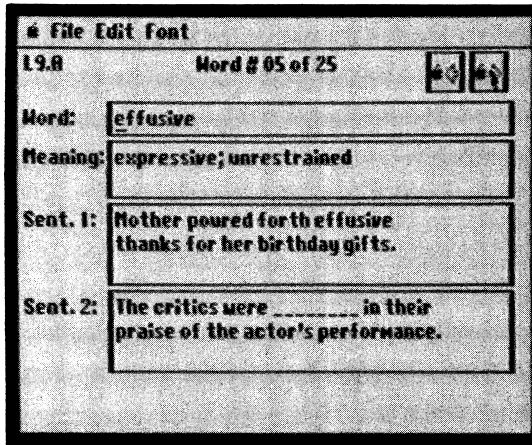
Using Accelerator Keys

To the right of some menu items, accelerator keys are indicated. These allow you to access a menu item without pulling down the menu. For example, on the File menu, next to New is ⌘ N (Apple) or ^N (IBM). To create a new file, simply press ⌘ N or <Ctrl>N. If a menu is already pulled down, the accelerator keys are not active. See the Editor's File and Edit menus for these shortcuts.

Entering Your Word List

Begin by accessing the Editor from the Main screen.

- Select **Editor** from the File menu.
- Select **New** from the Editor's File menu.
- Insert your formatted Custom Data Disk.
- Enter a name for your new file using 8 characters or less (i.e., Adj1, Nouns3, Verbs5). Press <Return> or click **OK**. The word entry screen will then appear.



- Enter a word (12 letters or less); press <Return>.
- Enter a definition; <Return>.
- Enter a sentence for the Word Display; <Return>.
- Enter a sentence for Sentence Completion activity; <Return>. To create the blank, Select Fill from the Edit menu; <Return>. A blank of the correct length will be inserted at the cursor.
- Move to the next screen by selecting Add from the Edit menu.
- Enter the next word, definition, and sentences.

To save your file:

- Select Save from the Editor's File menu; <Return>.
- Select <Close> before going to another file.

To return to your file later to edit or correct it:

- Select Open Custom from the Editor's File menu.
- Select the file you wish to edit.
- Use ⌘ or <Ctrl> and the left and right arrow keys to scan the file for the desired screen. (If you are looking for a specific word, select Word from the Edit menu, and enter the word.)

- **Make the necessary changes. Select Save and then Close from the Editor's File menu.**

To delete a word entry from your file:

- **Select Open Custom from the Editor's File menu.**
- **Select the file you wish to open.**
- **Select Word from the Edit menu.**
- **Enter the word you wish to delete and press <Return>.**
- **Select Delete from the Edit menu. That entry will be deleted and subsequent entries will be renumbered.**

To insert a word entry into your file:

- **Select Open Custom from the Editor's File menu.**
- **Select the file you wish to open.**
- **Use ⌘ or <Ctrl> and the arrow keys to get to the screen in front of which you want to insert a new word entry.**
- **Select Insert from the Edit menu.**
- **Enter the new word, definition, and sentences. Subsequent entries will be renumbered.**

To sort your file alphabetically :

- **Select Open Custom from the Editor's File menu.**
- **Select the file you wish to sort.**
- **Select Sort from the Edit menu. The entry words in your file will be rearranged in alphabetical order.**

To print out a file:

- **Select Open (Custom or Original) from the Editor File menu.**
- **Select the file you wish to print.**
- **Select Print from the File menu.**

Using Foreign Language Words

To use foreign words (Spanish, French, or German) in your file, you will need to use a font with special characters.

- Select the desired font from the Editor's Font menu. The special characters will appear at the bottom of the screen.

Spanish

1	2	3	4	5	6	7	8	9
â	é	í	ó	ú	ñ	¿	¡	ç

French

1	2	3	4	5	6	7	8	9	0
â	à	ê	è	é	î	ô	û	ç	ù

German

1	2	3	4	5	6	7	8
ä	Ä	ö	Ö	ü	Ü	ß	„

- Press ⌘ and the corresponding number (Apple version) or press <Ctrl> and a function key (F1 through F10 for the IBM version) to get the desired special character. These special characters will appear when your file is used with the program, but they will not print.
- When you have no further need for the special characters, select USA.Std from the Font menu.

Using Your New File with the *Word Attack Plus* Program

You may use your new file with any of the *Word Attack Plus* activities.

- Exit the Editor by selecting **WA+** from the Editor's File menu.
- Insert the Program Disk and select **Your File** from the Main screen's Level menu. Insert your custom data disk.
- Select the filename from the dialog box.
- Select an activity.

Printing Out a Test or Flash Cards

Any *Word Attack Plus* file (original or custom) can be printed out as a sentence completion test and then used to evaluate student performance.

- Select **Open** (Custom or Original) from the Editor's File menu.
- Select the name of the file you wish to print.
- Type in the name of the test, class name or teacher's name, and date, which will appear beneath the name line.
- Select **Print Test** from the File menu.

Name _____				
Level 1 Verbs - Final Test				
Room 14 - Mrs. Johnson				
June 6, 1988				
absorb	banish	conceal	mar	seize
admire	caress	decorate	obtain	sing
attack	cling	dread	pursue	vow
avoid	compel	hoard	recline	yearn
1. I want to _____ a good score on the test.				
2. Do you _____ to keep this a secret forever?				
3. Maria could not _____ her friend through the crowd.				
4. Static electricity makes the skirt _____ to her legs.				

Flash cards can be printed so that students can study the words and their meanings away from the computer.

- **Select Open (Custom or Original) from the Editor's File menu.**
- **Select the name of the file you wish to print.**
- **Select Print cards from the File menu. Printing will begin from the displayed screen and continue to the end of the file.**

ABOUT THE AUTHORS

Word Attack Plus was developed by a team of educators and programmers at Davidson & Associates, Inc. The team was directed by Dr. Jan Davidson, former teacher, founder and president of Davidson & Associates, Inc. and Mike Albanese, programming manager.

The *Word Attack Plus* team:

Kevin Burley programmed both the Apple and IBM versions in FORTH and assembly languages;

Tim Nixon designed the graphics for the program;

Julie Baumgartner served as product manager and offered her educational expertise in the product's design;

Cathy Johnson edited the documentation, wrote many of the data files, and assisted in testing the program;

Faye Schwartz assisted in designing the product, writing the data files and testing the program.

The *Word Attack Plus* team received an abundance of enthusiastic support and assistance from all of the associates at Davidson. Drawings for the manual were created by Kelly McMahon.

APPENDIX A: Menus

File

New Student
Record Keeping
See Record
Print Record

Printer Setup

Editor

Quit

Main Screen File Menu

New Student - start a new student

Record Keeping - keep records

See Record - view a record on screen

Print Record - make a printout of a record

Printer Setup - specify printer to be used

Editor - access editor to create new files

Quit - leave *Word Attack Plus*

Activity

Start
Stop S

Sound
Graphics

Main Screen Activity Menu

Start - start an activity

Stop - end an activity

Sound - turn sound on or off

Graphics - turn graphics on or off

Level

Level 1
Level 2
Level 3
Level 4
Level 5
Level 6
Level 7
Level 8
Level 9
Level 10

Your File

Main Screen Level Menu

Level 1

Level 2

Level 3 difficulty levels

Level 4 for word lists

Level 5

Level 6

Level 7

Level 8

Level 9

Level 10

Your File - access a custom file or
additional data disk

Words

Adjectives
Nouns
Verbs

Font

USA.Std
Spanish
French
German

File

New	N
Open Custom	O
Open Original	
Close	C
Save	S

Print	P
Print Test	
Print Cards	

WA+	X
Quit	Q

Edit

Insert	I
Delete	D
Add	A

Word	W

Sort	

Fill___	F

Main Screen Word Menu

Adjectives - select a list of adjectives

Nouns - select a list of nouns

Verbs - select a list of verbs

Main Screen and Editor Font Menu

USA.Std - regular English characters

Spanish - use font for Spanish words

French - use font for French words

German - use font for German words

Editor File Menu

New - create a new data file

Open Custom - open a custom data file

Open Original - open a WA+ data file

Close - close a file

Save - save a file on disk

Print - print out a file

Print Test - print a file in test format

Print Cards - print flash cards

WA+ - return to the WA+ program

Quit - leave the program

Editor Edit Menu

Insert - insert an entry into a file

Delete - delete an entry from a file

Add - add an entry to the end of the file

Word - locate a specific entry word

Sort - alphabetize entry words in a file

Fill ___ - create a blank for the sentence completion activity

APPENDIX B: Glossary

Level One

Adjectives

abundant - more than enough
ancient - very old
attractive - pretty
bridal - related to a wedding
brilliant - very bright
dense - thick; crowded
dim - dark; shadowy
fragile - not strong; delicate
hasty - done in a hurry
idle - lazy
loyal - devoted
manageable - easily controlled or handled
nimble - quick moving
ominous - suggesting danger
rigid - stiff and firm
sly - tricky
stern - strict
urban - having to do with cities
vast - very large
weary - very tired

Nouns

antlers - branched horns
armor - a protective covering
aroma - a pleasant smell
baggage - suitcases
blast - a strong rush of air
bouquet - a bunch of flowers
brawl - a noisy fight
debt - something owed to someone else
gallop - a horse's fastest speed
garment - a piece of clothing
hint - an indirect suggestion
knoll - a little hill
merchant - a person who sells things
outlaw - a lawbreaker
peer - an equal

prank - a playful trick
role - an actor's part
salary - money paid to a worker
summit - the top
voyage - a long journey

Verbs

absorb - to soak up
admire - to like
attack - to begin a fight
avoid - to keep away from
banish - to send away
caress - to touch lovingly
cling - to hold on tightly
compel - to force
conceal - to hide
decorate - to make pretty
dread - to fear greatly
hoard - to store up secretly
mar - to damage
obtain - to get; to achieve
pursue - to chase after
recline - to lie back
seize - to take by force
singe - to burn slightly
vow - to promise seriously
yearn - to desire something very much

Level Two

Adjectives

advisable - wise or proper
anxious - worried
ambitious - eager; desiring strongly
brutal - cruel
enjoyable - pleasant
eternal - lasting forever
flexible - easily bent
forbidden - not allowed
fragrant - having a sweet or pleasant smell
furious - very angry
greedy - wanting too much
modern - current; up-to-date
noticeable - obvious

outstanding - remarkable; noticeably better
powerless - weak
similar - alike
sorrowful - sad
unfamiliar - not well-known
unsatisfying - not fulfilling needs, expectations
visual - having to do with sight

Nouns

account - a business record
advice - helpful guidance
ambition - a desire for success
blunder - a stupid mistake
boldness - courage
captivity - being held against one's will
column - a pillar or post
complexion - appearance of the skin
cruelty - unkind treatment
deadline - a time limit
distress - trouble
effort - an attempt to achieve
forgiveness - being excused
grief - sorrow
opinion - a belief
penalty - a punishment
replacement - a substitute
suggestion - a possible idea
threat - possible harm
zone - a definite area or space

Verbs

accomplish - to finish
amuse - to make smile
bleach - to make whiter
combine - to join together
complicate - to make more difficult
compress - to squeeze together
consult - to ask advice
defend - to guard against attack
discourage - to lessen hope
dramatize - to act out
equip - to supply
expand - to make larger
identify - to recognize

navigate - to guide a ship
pledge - to promise
postpone - to put off until later
quiver - to shake
recall - to remember
simplify - to make easier
vanish - to disappear

Level Three

Adjectives

audacious - daring
constant - not changing
drastic - harsh or extreme
exhausted - tired out
humid - damp
industrious - hard-working
laborious - difficult and slow
lenient - not strict
luscious - delicious
meddlesome - interfering
melancholy - sad and gloomy
perplexed - puzzled
portable - easily carried
repulsive - very unpleasant
savage - untamed
serene - calm and peaceful
severe - harsh
supreme - highest
urgent - demanding immediate attention
valiant - full of courage

Nouns

blueprint - a building plan
brine - salt water
cascade - a small waterfall
dinghy - a small rowboat
drake - a male duck
dungeon - an underground prison
fracture - a break or crack
incinerator - a waste burner
kindling - firewood
landscape - scenery

pact - an agreement
plywood - a board made of thin layers
radar - a radio wave locator
regatta - a boat race
slogan - a motto; catchy phrase
solution - an answer
spigot - a faucet
task - a job
thump - a dull sound
vicinity - a region nearby

Verbs

adjourn - to end
clarify - to explain
combat - to fight
confide - to tell as a secret
deserve - to be worthy of
embrace - to hug
endorse - to approve
err - to make a mistake
exclude - to leave out
hoist - to lift
hurl - to throw forcefully
migrate - to move to another place
persuade - to win over
quibble - to argue pointlessly
rectify - to correct
resume - to continue
shatter - to break into pieces
tolerate - to put up with
vary - to change
wither - to dry up; to shrivel

Level Four

Adjectives

abnormal - unusual
adaptable - able to adjust
ample - plenty
anonymous - unknown
antiseptic - germ-killing
audible - able to be heard
decent - proper
dismal - gloomy and miserable

emaciated - extremely thin
explicit - clear and detailed
hallowed - holy
improbable - not likely
ineffective - not productive
infectious - likely to spread; communicable
inseparable - unable to be parted
inviting - tempting
metropolitan - belonging to large cities
observable - noticeable
opaque - not transparent
recent - new
toxic - poisonous
translucent - letting light pass through
ungrateful - not appreciative
unruly - hard to control
vivid - bright

Nouns

assassin - killer of a political leader
autobiography - story of one's own life
botanist - one who studies plants
cluster - a bunch
devilment - mischief
dismissal - a sending away
drudgery - hard, tedious work
examination - an investigation
fillet - a lean piece of meat or fish
handicap - an added hindrance
hubbub - a loud, confused noise
humbleness - modesty
javelin - a hand spear
lawsuit - a court case
lock - an enclosed part of a canal
magnificence - splendor
manor - a large estate
mutiny - rebellion
omelet - beaten eggs, cooked and folded over
parade - a procession
percentage - a given part of a hundred
rations - food issued
suspense - uncertainty

tempo - a rate of speed
volume - a quantity or amount

Verbs

advance - to move ahead
apprehend - to catch
balk - to stubbornly refuse
besiege - to surround to capture
bicker - to quarrel
calculate - to figure out
coddle - to treat tenderly
congregate - to assemble
decrease - to become less
depose - to put out of office
discipline - to punish
duplicate - to copy
establish - to set up
forfeit - to lose as a penalty
ignite - to set on fire
inoculate - to vaccinate
necessitate - cause to be needed
portion - to divide into shares
react - to respond to
reserve - to keep back
retrieve - to get back
salvage - to save from loss
transmit - to send over
violate - to break a law
weld - to join together

Level Five

Adjectives

belated - delayed
blissful - joyful
bounteous - plentiful
eminent - distinguished
hostile - unfriendly
impish - mischievous
inedible - unfit to eat
ineligible - not qualified
injurious - harmful
legible - easy to read
listless - too tired to care

lucid - clear
misshapen - deformed
mournful - sorrowful
mulish - stubborn
operative - in working order
pessimistic - gloomy
rash - hasty; reckless
ruthless - without pity
scrupulous - careful; conscientious
sober - serious
superlative - above all others
undaunted - not discouraged
universal - existing everywhere
variable - changeable

Nouns

adaptation - a change
aptitude - an ability
contraption - a gadget
convulsions - violent muscle spasms
decagon - a ten-sided figure
fiancee - an engaged woman
gabardine - a kind of cloth
gale - a strong wind
hoodoo - bad luck
hypocrite - one who pretends virtue
illusion - a false idea
indictment - a legal accusation
memento - a souvenir
morale - a mental attitude
obituary - a death notice
passion - a strong feeling
plane - a flat surface
realm - a kingdom
surplus - an extra quantity
tariff - a tax on imports
tributary - an emptying stream
utility - usefulness
vagabond - a wanderer
wretch - a bad person
zoology - the study of animals

Verbs

administer - to manage

disable - to restrict, limit or incapacitate
endorse - to sign the back of a check
engulf - to swallow up
execute - to carry out
falter - to hesitate
flounder - to struggle awkwardly
imperil - to put in danger
intensify - to make stronger
monopolize - to control exclusively
mutilate - to disfigure
offend - to hurt the feelings of
originate - to cause to be
petrify - to turn into stone
progress - to go ahead
purify - to make clean
ramble - to wander
rustle - to make a whispering sound
smolder - to burn slowly
supplement - to add to
sympathize - to share another's feelings
testify - to give evidence
venture - to dare
veto - to reject
warrant - to justify

Level Six

Adjectives

accommodating - helpful
affluent - wealthy
autonomous - independent
biannual - semi-annual; twice a year
bizarre - very strange; odd
boorish - rude or unpolished in manners
diligent - hard-working
distinctive - having a special quality
dubious - doubtful
exquisite - very lovely
fervent - very earnest
genteel - polite and well bred
inebriated - drunk
manual - by hand
negligent - careless
nutritious - valuable as food

obsolete - out-of-date
pliable - easily bent
pungent - sharp, biting taste or smell
scandalous - disgraceful
scraggly - ragged
sonic - having to do with sound
tawdry - showy and cheap; gaudy
unavoidable - inevitable
unsung - not honored

Nouns

alto - singing voice lower than soprano
artisan - a skilled workman
blazer - a sport jacket
boycott - a refusal to buy
brocade - a fabric woven with raised designs
chasm - a deep gap
cochlea - part of the inner ear
descendant - an offspring
diversity - a variety
eloquence - fine speaking
exploit - a daring deed
foundling - a deserted child
glucose - a kind of sugar
hypochondriac - person with imaginary illnesses
magistrate - a judge
narrative - a story
priority - something which comes first
receptacle - a container
remnant - a part left over
rigamarole - nonsense
sanctuary - a place of safety
sequence - a connected series
slander - a false statement
trek - a journey
vanity - pride

Verbs

abhor - to detest
acclimate - to become accustomed
articulate - to speak distinctly
avert - to turn aside; to prevent
capsize - to overturn
concentrate - to bring together; to intensify

contradict - to assert the opposite
crescendo - to increase in loudness
devise - to invent
dissuade - to persuade not to do
emancipate - to free
enliven - to make cheerful
excavate - to dig out
gesticulate - to make gestures
harass - to torment
infuriate - to make angry
mystify - to bewilder
procrastinate - to put off; to delay
reimburse - to pay back
replenish - to resupply
ruffle - to annoy
sanction - to authorize
sojourn - to visit briefly
survey - to examine
yield - to surrender

Level Seven

Adjectives

acidulous - slightly sour
amorous - loving
aquiline - hooked
copious - plentiful
demented - mentally ill
edifying - morally uplifting
exorbitant - much too high
guttural - throaty
hackneyed - used too often
heterodox - differing from the norm
impassive - without emotion
inherent - natural; innate; inborn
inhospitable - uninviting
jovial - full of fun
latent - concealed; hidden
miscreant - bad; evil
nebulous - indistinct; unclear
omniscient - all-knowing
preferable - more desirable
pugnacious - fond of fighting
rangy - fit to move about

resurgent - rising again
squeamish - easily shocked
turgid - swollen
uncouth - crude

Nouns

abstinence - refraining from indulgence
antipodes - direct opposites
buffoon - a clown
caries - bone and tissue decay
conifer - a tree that bears cones
delta - a deposit of earth and sand
dregs - the remains
elocution - the art of public speaking
ennui - boredom
factotum - a handyman
farrier - a blacksmith who shoes horses
grotto - a cave
idolatry - idol worship
lineament - outline of a facial feature
malingeringer - one who avoids work
ordnance - military arms
plaudit - an expression of approval
portcullis - a strong gate of iron
restitution - reimbursement; restoration
sanctum - a sacred place
sepulcher - a grave; a vault
triad - a group of three
vigilante - a self-appointed law enforcer
wraith - a ghost
yokel - a country fellow

Verbs

abet - to help one do something wrong
bandy - to throw back and forth
beguile - to trick
chastise - to punish
cull - to sort out; to select
demean - to humble
dilate - to expand
efface - to rub out
eschew - to avoid
flay - to whip
gird - to belt

inter - to bury
minimize - to reduce
oust - to force out
pervade - to spread throughout
prate - to talk a lot
profess - to lay claim to
remit - to send back
repudiate - to reject
secede - to withdraw
stipulate - to arrange definitely
tantalize - to tempt teasingly
thwart - to hinder; to frustrate
transpose - to interchange
undulate - to move in a wavelike manner

Level Eight

Adjectives

absurd - ridiculous
adroit - skillful
archaic - out-of-date; antiquated
bovine - cow-like
cardinal - main
chic - stylish
comprehensive - including much
defunct - dead; extinct
diaphanous - sheer
exotic - strange
futile - useless
goatish - goatlike; coarse
harrowing - disturbing; tormenting
luxurious - rich and comfortable
mournful - full of sorrow
nondescript - not easily classified or described
omnipotent - all-powerful
petite - little
primeval - ancient
rational - able to think clearly
svelte - slender
tenuous - without substance
terse - free of unnecessary words
unsavory - unpleasant in taste
valiant - brave

Nouns

abyss - a deep empty space
apex - the highest point
atlas - a book of maps
avarice - greed
balm - an ointment
category - a class or division
chassis - a framework
conflagration - a fire
facade - the front of a building
fortitude - courage in facing pain or trouble
frenzy - great excitement
levy - a tax
medley - a mixture
ovation - enthusiastic applause
phobia - an excessive fear
precis - a brief summary
premonition - a forewarning
ravine - narrow gorge worn by running water
recompense - repayment
repercussion - an aftereffect
secession - a formal withdrawal
tedium - boredom
termination - the finish
witticism - a clever remark
zygote - a fertilized egg

Verbs

accrue - to come about or increase
circumvent - to go around; to avoid
congeal - to become solid
deduce - to figure out
denude - to strip
desecrate - to violate the sacredness of
devolve - to transfer duties
disseminate - to spread
dote - to be overly fond of
emote - to speak with emotion
expiate - to make amends for
intercede - to plead on behalf of another
lionize - to treat as very important
meander - to wander aimlessly
objurgate - to scold harshly
obviate - to remove; to clear out of the way

patronize - to be a regular customer of
placate - to soothe or pacify
pontificate - to speak in a pompous manner
preponderate - to be greater than something else
recant - to publicly denounce one's belief
reciprocate - to give something in return
resurrect - to bring back to life
utilize - to make use of
venerate - to regard with deep respect

Level Nine

Adjectives

bicameral - having two legislative chambers
bilingual - speaking two languages
cumulative - increasing successively
divine - godly; holy
effusive - expressive; unrestrained
exacting - demanding great effort and care
forensic - pertaining to debate
iconoclastic - attacking conventional beliefs
idyllic - pleasant; rural
indigenous - growing naturally in a region
intestate - having made no will
itinerant - traveling from place to place
kinetic - resulting from motion
mundane - commonplace
occult - hidden; mystical
passe - old-fashioned; out-of-date
perfunctory - mechanical; indifferent
permeable - allowing passage of fluids
pristine - untouched; unspoiled
redundant - excessive; unnecessary
resonant - resounding; prolonging sound
sadistic - cruel; morbid
subversive - tending to destroy or overthrow
ubiquitous - being everywhere; omnipresent
unmitigated - harsh; severe

Nouns

altercation - an angry dispute
anemia - a deficiency in the blood
bier - a coffin
cacophony - a harsh sound; dissonance

choreography - a plan for a dance
dais - a raised platform
elixir - a sweet alcoholic medication
emollient - a softener
eulogy - high praise
fauna - animals in a specific region
foible - a minor weakness
isthmus - a thin strip of connecting land
longevity - long life
machete - a large, heavy-bladed knife
mode - a way of doing something
nepotism - favoritism shown to relatives
notary - an official who certifies documents
optometrist - an eye doctor
pendant - an ornament which hangs on a chain
periphery - the outside boundary
precedent - an act which justifies a later one
prelate - a high-ranking church figure
recipient - one who receives something
repertoire - a group of songs
tenet - a doctrine; dogma

Verbs

abase - to humiliate
atrophy - to waste away
caulk - to make watertight
coagulate - to thicken and clot
dissipate - to scatter wastefully
elucidate - to make clear; to explain
equivocate - to purposely mislead
extemporize - to speak without preparation
fell - to knock down; to cut down
genuflect - to kneel
gyrate - to move in a circle
immunize - to protect against disease
ingratiate - to work into favor with another
inhibit - to check or restrain
laud - to praise
mince - to cut up into small pieces
ostracize - to exclude
perorate - to speak at length
peruse - to read carefully
ratify - to approve
resuscitate - to revive

simulate - to falsely give the appearance of
suture - to stitch a wound together
underwrite - to agree to finance
yaw - to change course or direction

Level Ten

Adjectives

ambulatory - capable of walking
amenable - open to suggestion; submissive
analogous - similar in certain respects
artless - naive; innocent
bucolic - rustic; rural
circumspect - cautious; prudent
culinary - pertaining to food or cooking
ephemeral - lasting only a brief time; transitory
esoteric - understood by only a select few
feline - pertaining to a cat
formidable - awe-inspiring; arousing fear
hapless - unlucky
inclement - harsh; lacking mildness
indolent - lazy; inactive
paltry - worthless; trifling
rampant - unrestrained; unchecked
restive - uneasy; restless
rueful - sorrowful; lamentable
sanguine - cheerful; optimistic
sodden - completely soaked; soggy
somnolent - sleepy; drowsy
succulent - full of juice; fresh
surreptitious - secret; stealthy
tremulous - trembling; quavering
unequivocal - having only one possible interpretation

Nouns

aegis - a shield, protecting influence, or power
avocation - a hobby
charlatan - one who pretends to be an expert
clemency - mercy; leniency
cogitation - deep thought; meditation
condiments - spices or seasonings for food
deference - respect
denouement - the final conclusion of a drama
edifice - large or imposing building

fissure - narrow opening; cleft
fracas - a noisy dispute
harbinger - a forerunner; a herald
infraction - a breaking of a law or rule
labyrinth - a maze; a series of intricate passageways
levity - lack of seriousness
ornithology - the study of birds
platitude - trite or commonplace statement
prowess - strength, skill, or daring
queue - a file of people waiting in line
reproof - blame; censure
reticence - tendency to be silent or reserved
stipend - regular payment; salary
subterfuge - underhanded evasion; trickery
tirade - lengthy speech or outburst
zealot - a fanatic; one excessively devoted to a cause

Verbs

allege - to assert or declare
arraign - to bring before a court; to accuse
augment - to increase
bestow - to give; to confer
burnish - to polish
cajole - to coax; to wheedle
concoct - to mix a variety of ingredients
convene - to meet for a purpose; to assemble
deflect - to bend; to change the course of
exacerbate - to free from blame
expunge - to erase or rub out
gambol - to skip or jump about joyfully
grimace - to twist or distort the face
hibernate - to spend the winter in a dormant state
imbibe - to drink, especially alcohol
jettison - to throw overboard; to cast off
mitigate - to make less severe; to relieve
procrastinate - to delay; to put off
promulgate - to proclaim officially; to put into effect
rejuvenate - to make young and vigorous again
replenish - to refill; to keep supplied
saunter - to stroll aimlessly
suffuse - to spread through
vilify - to speak evil of; to slander

APPENDIX C: Apple Printer Setup

If you wish to print a Certificate of Excellence, pull down the File menu and select **Printer Setup**. Indicate the following choices.

Printer category:	A	(A-U)
Interface category:	A	(A-Y)
Line feed:	Y	(Y-N)
Slot Number:	1	(1-7)

- Scan the following list to find the category of the printer you are using; enter the appropriate letter.
- Find the category for the interface card your printer uses; enter its letter.
- Choose **Y** (Yes) for Line Feed. Print out a sample certificate to see if this choice is correct for your printer. (If there is a blank line between each line of graphics, change the Yes to No.)
- Enter the Slot Number for your printer card (usually slot 1).
- Save these choices to the disk. They may be changed and resaved if necessary.
- Print a sample certificate, if you wish, to check your choices.
- Re-initialize your printer (turn it off and then on again) after printing a graphic certificate.

On the following pages are listed the printers and printer interface cards supported by the Apple version of *Word Attack Plus*. The graphic certificate may be printed only if your printer and interface card are among those listed.

PRINTERS

- | | |
|--|--|
| A. Anadex DP-9000/9500 * | K. Mannesmann Tally 160/180 |
| B. Anadex DP-9001/9501 *
Datasouth 180 | L. Okidata Microline 82A/83A **** |
| C. Apple Dot Matrix ** | M. Okidata Microline 92/93
Okidata Microline 84 |
| D. Apple Scribe | N. C. Itoh Prowriter
C. Itoh Prowriter II
C. Itoh 7500
C. Itoh 8510
NEC PC-8023/8025 |
| E. Brother M-1009
Epson FX-80
Epson FX-85
Epson JX-80
Epson LX-80
Panasonic KX-P1091/1092 | O. Smith Corona D100/200/300 |
| F. Epson MX-70 | P. Blue Chip M120/10
Mannesmann Tally Spirit 80 |
| G. Epson MX-100
Epson MX-80 with Grafrax
HP Thinkjet ***
Panasonic KX-P1090 | Q. Star Delta 10/15
Star Gemini 10/15
Star Radix 10/15 |
| H. Epson RX-80
Epson LQ-800 | R. TRS-80 DMP-105
TRS-80 DMP-400 |
| I. Apple Imagewriter
Apple Imagewriter II
Epson AP-80 | S. Transtar 315 |
| J. Malibu 200 | T. Okidata Microline 192/193 |
| | U. Legend 1385
IBM Compatibles |

* Option R (2K buffer expansion) is required for printing graphics.

** Set dip switches as follows: O = Open C = Closed

SW1	SW2
1 2 3 4 5 6 7 8	1 2 3 4 5 6 7 8
O O O O O O	C O O O C C O

*** Switch 5 must be up to set the alternate mode (Epson compatible).

**** Must be equipped with the Okigraph graphics option.

PRINTER INTERFACE CARDS

- A. Apple Communications
 - SSM-AIO-II Serial
 - SSM-ASIO
 - Versacard Serial
- B. Apple II Serial Port
- C. Apple Centronics Parallel
 - Apple Parallel
 - Apricorn Parallel
 - Epson APL
 - Graphicard
 - Microsystems MSE 1022
 - Microtek RV-611C
 - MCP-AP-80
 - MCP-AP-Graph
 - Omnigraph
 - Printer Pro
 - Printerface
 - Printmax
 - SSM-Appic
 - Tymac
 - Versacard Parallel
 - Wizard-IPI
 - Wizard-BPO
- D. Apple Serial
- E. CCS 7720 Parallel
- F. CCS 7728 Parallel
- G. Dispatcher
 - Dual-Comm Plus
 - Franklin Dual Port
 - Printermate
- H. Dumpling 64
- I. Dumpling GX
- J. Fingerprint+ Parallel
 - Grappler+
- K. Grafstar
 - Grappler
 - Orange
 - Spies Niceprint/Super-MX
- L. Grappler Serial
 - Pretty Print
- M. Mountain Comp Parallel
- N. Mountain Comp Serial
- O. Micro Buffer II
- P. Apricorn Serial
 - MCP AP-SIO
 - MPC Graphwriter
- Q. PKASO or PKASO/U
- R. Quadram-Apic
- S. K-T Parallel
 - SSM-AIO-II Parallel
 - SSM-APIO
- T. Apple Super Serial
 - Fingerprint+ Serial
 - Microtek SV-622C
 - Videx PSIO Serial
- U. Videx Uniprint
- V. Fingerprint
- W. Transtar Pics
- X. MBI VIP
- Y. Apple Firmware (GS)

APPENDIX D: IBM Hard Disk Installation

The IBM version of *Word Attack Plus* may be installed onto a hard disk:

- Boot the hard disk (drive C) as usual.
- Put the *Word Attack Plus* disk in drive A.
- At the C>, type A: and press <Enter>. (You must log on to the drive that the *Word Attack Plus* disk is in. If you put the disk in drive B, type B:)
- At the A> (or B>), type HDINSTAL C: press <Enter>. A subdirectory named WAP will be created and the necessary files copied into it. (Note: Installation is limited to C:\WAP)

To remove the program from your hard disk, follow the instructions above, but substitute UNINSTAL for HDINSTAL.

To run *Word Attack Plus* from your hard disk:

- Boot your computer as you normally would.
- If you plan to print the graphic certificate, at the prompt, type GRAPHICS and press <Enter>. (You probably have this file on your hard disk in a DOS subdirectory; if not, use the file on your DOS disk.)
- At the C>, type CD WAP and press <Enter>. This will take you to the *Word Attack Plus* directory.
- At the C>, type WAP and press <Enter>.

APPENDIX E: Converting Apple Data Files From *Word Attack* to *Word Attack Plus*

You may convert existing *Word Attack* data disks so that they may be used with the new *Word Attack Plus* program. To do this, you will need to use the Data Conversion Utility and the ProDOS System Utilities (2.1.1) provided in the "update" package. You will find these on a separate disk if you are using a 5 1/4" *Word Attack Plus* program. If you have a 3 1/2" *Word Attack Plus* program disk, these utilities will be found in subdirectories on the program disk.

To convert ProDOS *Word Attack* data (3 1/2" data disk) for use with the *Word Attack Plus* program, use only STEP TWO.

To convert DOS 3.3 *Word Attack* data (5 1/4" data disk) for use with the ProDOS *Word Attack Plus* program, use STEP ONE and STEP TWO. Have a blank 5 1/4" disk ready on which to save the converted files.

STEP ONE: Convert the format of your DOS 3.3 files to ProDOS.

5 1/4" - Boot Side 2 (ProDOS System Utilities 2.1.1).

3 1/2" - Boot *Word Attack Plus*; select Quit from the File menu.

At the cursor, type /WORD, press <Return>.

Then type UTILITIES, press <Return>.

- Select 8. Advanced Operations from the menu; press <Return>.
- Select 3. Change a Disk's Format; press <Return>.
- Select 2. DOS 3.3 to ProDOS; press <Return>.
- Indicate the location of your source disk (DOS 3.3 WA Data) and press <Return>.

- Indicate the location of your destination disk (blank disk) and press <Return>.
- Press <Return> when your disks are in place.
- When asked to enter a name for your volume, delete the existing name, type /WADATA and press <Return>. The files will be converted to a ProDOS format and copied to the new disk.

STEP TWO: Convert ProDOS *Word Attack* data files to ProDOS *Word Attack Plus* files. (Make a back-up of your data before you begin.)

5 1/4" - Boot Side 1 (Conversion Utility).

3 1/2" - Boot *Word Attack Plus*; select Quit from the File menu.

At the cursor, type /WORD, press <Return>.

Then type CONVERT, press <Return>.

- Type C to convert.
- Make sure your ProDOS *Word Attack* is in drive 2 (or the correct drive for your configuration) and press <Return>. Your files will be converted and usable only with *Word Attack Plus*. See page 21 in this manual and follow the directions for using a custom data disk with the *Word Attack Plus* program.

Data Disks Extend the Life of Your Word Attack (Word Attack Plus) Software Program


These supplemental disks offer additional data to add longevity to your software program. **You must have the program disk to use the data disks.**

- Grades 2-3
- Grades 4-5
- Grades 6-7
- Grades 8-9
- SAT Prep
- Roots & Prefixes

NEW!

Scott, Foresman Series Data Disks

- Grade 3, Hidden Wonders/
Golden Secrets
- Grade 4, Sea Treasures
- Grade 5, Sky Climbers
- Grade 6, Star Flight



Suggested retail price: \$19.95 each

For more information, call or write:

Davidson & Associates, Inc.


3135 Kashiwa St.

Torrance, CA 90505

(800) 556-6141

(213) 534-2250 CA Only

Supplement Your Word Attack (Word Attack Plus) Program With Workbooks



To enhance your child's education at home or at school, Davidson offers a series of workbooks that can be used with Davidson's software or separately.

- Designed by educators
- Teaches and reinforces vocabulary building skills
- Includes captivating illustrations on every page
- Develops high level thinking skills at school or at home
- Offers blackline reproducible pages
- For use with the software or separately
- Correlates each activity on a page with the software activity

The 27-workbook series includes the following. Each grade and subject area represents a separate workbook.

Word Attack (Word Attack Plus) Workbooks

- Grade 2, Adjectives
- Grade 2, Nouns
- Grade 2, Verbs
- Grade 3, Adjectives
- Grade 3, Nouns
- Grade 3, Verbs
- Grade 4, Adjectives
- Grade 4, Nouns
- Grade 4, Verbs

Level: Grades 2 through 4
Suggested retail price: \$4.95 each

For more information, call or write:
Davidson & Associates, Inc.
3135 Kashiwa St.
Torrance, California 90505
(800) 556-6141
(213) 534-2250 CA Only

WORD ATTACK *Plus!*

Dear Parents and Teachers,

As a parent and teacher myself, I know what Word Attack Plus will do for your students. It will help them build sound vocabulary and reading skills. It will make learning exciting and fun. But most important, your students will feel successful as they learn.

Word Attack Plus, like all our software, was designed by teachers and tested in classrooms. Davidson software has received many awards from parent, teacher, and industry organizations. While we are proud of our awards, the letters we receive from parents, teachers, and students who use and love our software are a greater source of pride.

Please let me hear from you. Your students' successes are our greatest reward.

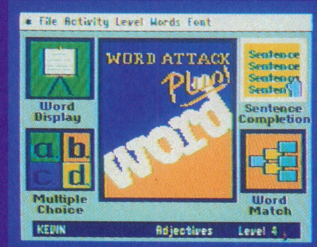
Jan Davidson
Jan Davidson, Ph. D.
President

Age Level

Grades 4 through 12

Objective

To build vocabulary skills.

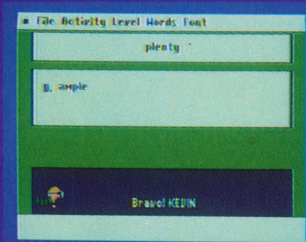


Using a mouse or keyboard, you can easily access any of the five learning activities as well as select a level and subject from the pull-down menus.

Word Attack Plus Features:


- Five motivating learning activities covering over 700 words
- Arcade-style vocabulary game
- Printed Certificate of Excellence
- Student record keeping
- Test maker for teachers
- Easy-to-use editor with foreign language fonts for French, Spanish and German
- Flash card maker with print option

Throughout the program, animated and colorful characters offer words of encouragement and positive reinforcement!



The object of this fast-action Word Attack Plus game is to select the word that matches the definition.

A perfect score allows you to print a graphic Certificate of Excellence to display at home or at school!



3138 Kashiwa St., Torrance, CA 90508 • (213) 834-2250 • (800) 556-6141

System requirements: Word Attack Plus will run on the Apple® IIGS, IIC, IIE (with extended 80-column card and 128K); Laser® 128; IBM® PC and PS/2; Tandy® 1000 Series; Compaq®; Leading Edge®; and other major compatibles.* Will not run on PC Jr.

*ALL MS/DOS MACHINES REQUIRE 256K AND A COLOR GRAPHICS CARD.

3 1/2" and 5 1/4" disks may be swapped interchangeably. See details inside.

© 1988 Davidson & Associates, Inc.

Davidson.